



BCA200-1300

WIDEBAND OMNIDIRECTIONAL UHF TACTICAL SYSTEM

The BCA200-1300 is designed to provide wideband omnidirectional tactical communications for bands in the 150-1300 MHz frequency range. It provides excellent ground to ground as well as ground / sea to air communication.

With the BCA200-1300 system only one antenna is now required where multiple antennas were required previously to cover the VHF marine band and UHF and Link 16 tactical bands. The system has particular application for military and para military services.

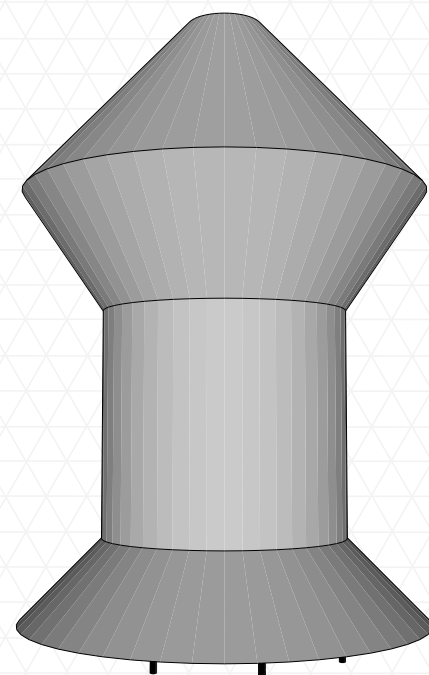
The principle of operation is that of an omnidirectional biconical wideband system comprising two conical conductors with a common axis and vertex. Band separation filters are used at the transceiver, so that there is a single feed coaxial cable to the antenna.

The antenna has been designed to yield a low VSWR over the entire range. Radiation characteristics designed to minimise the effects of the movement of a vessel at sea.

Polarisation is slant linear so that both horizontally and vertically polarised signals can be received.

The antenna features two flat plane conical radiators constructed from non ferrous metal with a composite fibre collar and is fully marinised for use at sea. The surface is coated with a high durability epoxy based coating for full protection from the environment and ultra violet radiation.

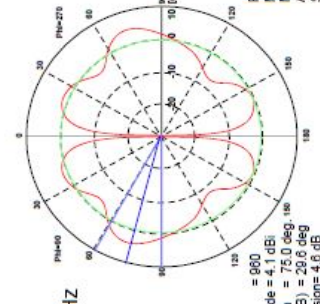
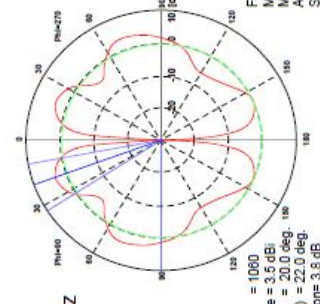
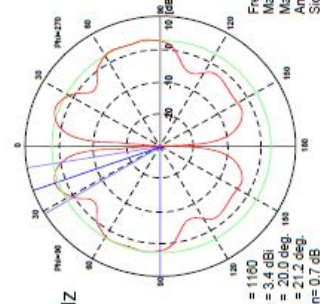
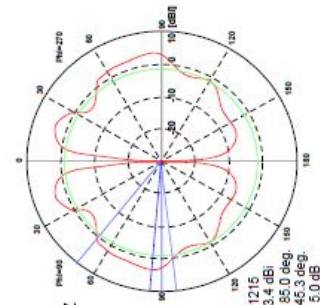
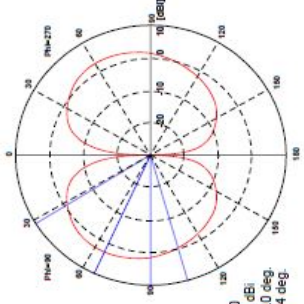
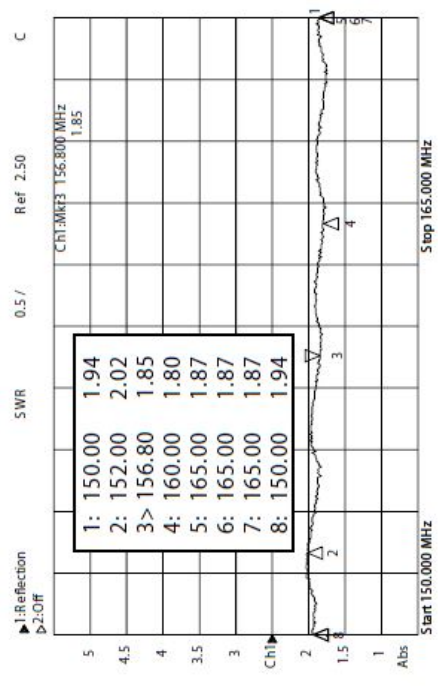
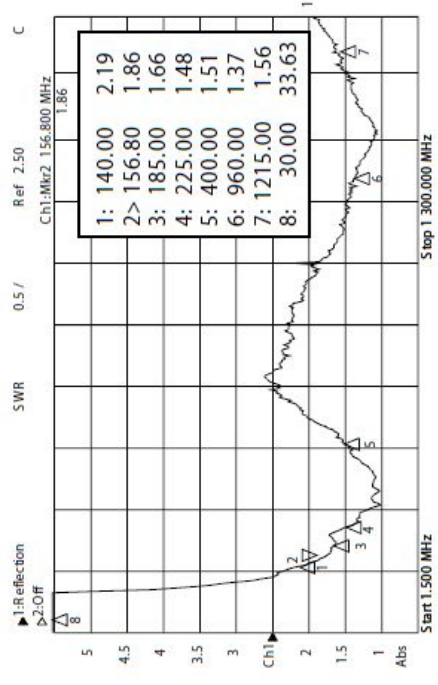
A high quality band stop filter to reduce effects from nearby radars is available as an option.



SPECIFICATIONS ▼

	STANDARD	OPTIONAL
Colour	APO Grey	Colours available to order
Frequency Range	150-1300 MHz, including 150-157 MHz marine band and 225-400 MHz and 960-1215 LINK 16 tactical bands	
Azimuth Coverage	360°	
Polarisation	Slant polarised giving horizontal and vertical patterns	
Gain	-1.7 to 4.1 dBi over frequency range	
VSWR	<2:1 over frequency range, typically 1.5:1	
Impedance (output)	50Ω (nominal)	
Power Capability	500W CW	
Connection	N type coaxial connector (female) in base at centre	
Overall Dimensions	400mm (dia) x 589mm (h)	
Mounting Base Required	300mm dia	
Mounting	8 off M6 x 1 x 25mm stainless steel studs equally spaced on a 250mm PCD	
Wind Survival	185 km/h	
Weight (Antenna only)	6.8 kg, Packed; 16 kg	





CBG Systems

9 Bender Drive, Derwent Park
Tasmania, AUSTRALIA 7009

T +61 3 6272 6105

F +61 3 6273 1716

E info@cbgsystems.com

www.cbgsystems.com

Moonraker products represent the pinnacle of antenna design. With over 45 years' experience supplying Defence, Commercial and Recreational industries. Moonraker antennas are individually tuned and manufactured to our stringent extreme marine quality standards that ensure maximum performance and service life.

